

Material & Characer

Import Ploycarbonate or ABS prismatic LENS ,Aluminium alloy
 Suitable Place:
 Emporium hall,station,workshop,supemarket,warehouse and so on.
 Basic Information

Model No:DLQXx-2(S,F)31DL / DLQXx-2(S,F)31DH

Weight : 410g

Dimension : 120x120x40mm & 120x120x50mm

Application :

Indoor and Outdoor Commercial and Residential Architectural lighting
 Technical Information

Cap Base :Square Gimbal Down Linght Module

LED Constant Current : 350mA

Watt(W):3x1W

Volt(V) :90~240Vac & 12V (AC or DC)

Line Frequency (Hz) : 50/60Hz

Correlated Color Temperature(CCT):4500K~8000K [White]

Correlated Color Temperature(CCT):3000K~3800K [WarmWhite]

LED color:White,WarmWhite,R,G,B,Amber.....

Illuminance :20mm Spot 1496cd Flood 276cd Lux/1m

Housing Color:Black,White,Dark Silver,Champagne.....

LENS Material :PMMA

Operation Temperature : 85°C

Environment Temperature : Under 50°C



We use LUXEON LED

LED Driver 350mA Constant Current

H-TYPE:AC to DC , Constant Current Power Supply 8.4 Watts

L-TYPE:DC to DC , Constant Current Power Supply 21.5Watts

Specifications :

H-TYPE:Input Range : 90~263Vac, 47Hz~63Hz

Input Current:0.2A MAX,AT 115Vac &230Vac,FULL LOAD

DC Output Range : MIN-3Vdc MAX-11Vdc (350mA)

L-TYPE: Input Range : 10~15Vac,12~40Vdc

DC Output Range : MIN-2Vdc MAX-21.5Vdc (350mA)

Efficiency : 85% Typical

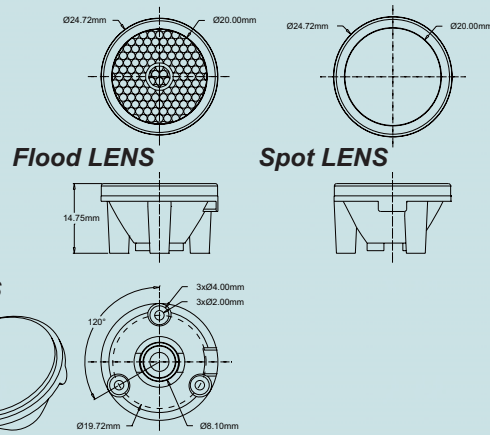
Output Current Regulation : ±5%

Protection : SCP - Auto Recovery

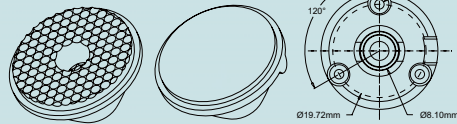
Operation Temp. : -20°C ~ +70°C

Storage Temp. : -40°C ~ +85°C

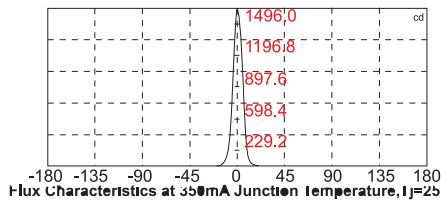
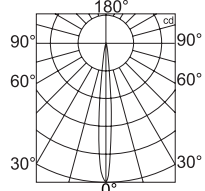
EMI Stantards: FCC 47 CFR PART 15 Class B



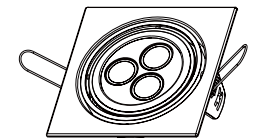
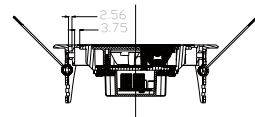
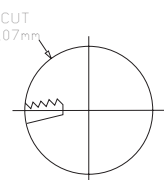
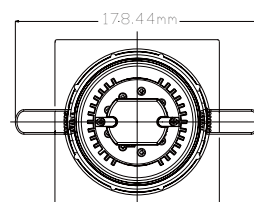
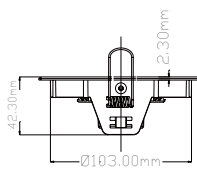
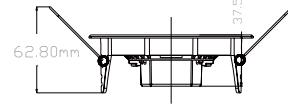
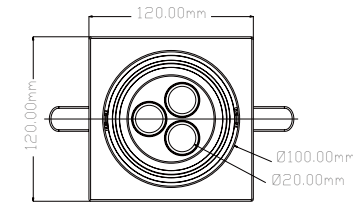
20mm LENS



Relative Intensity Distribution



LED Color	LUXEON Emitter	Minimum Luminous Flux(lm) or Radiometric Power(mW)	Typical Luminous Flux(lm) or Radiometric Power(mW)	Radiation Pattern
White	LXHL-BW02	30.6	45	
Warm White	LXHL-BW03	13.9	20	
Green	LXHL-BM01	30.6	53	
Cyan	LXHL-BE01	30.6	45	
Blue	LXHL-BB01	8.2	16	
Royal blue	LXHL-BR02	145mW	220mW	Batwing
Red	LXHL-BD01	13.9	27	
Red	LXHL-BD03	30.6	42	
Red-Orange	LXHL-BH03	39.8	55	
Amber	LXHL-BL01	10.7	25	
Amber	LXHL-BL03	23.5	42	



Padlation Pattern:Batwing , Lambertian

